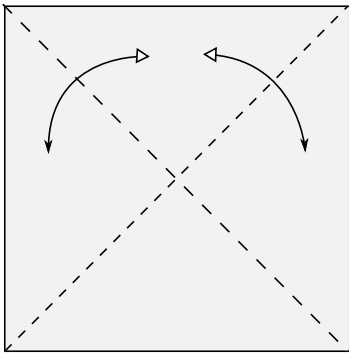
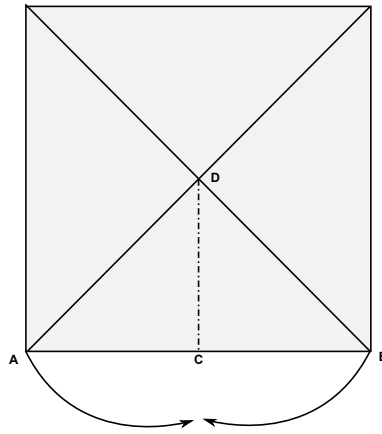


**Dekoschale**  
by Alexander Kurth

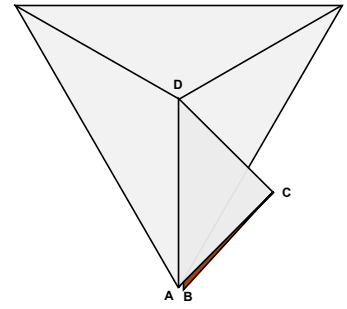


1. Fold and unfold.

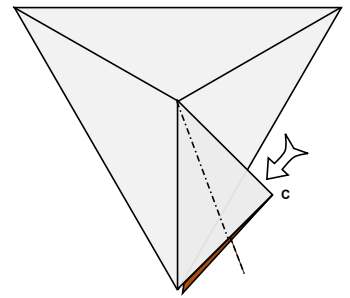
Tip: Better result with wet folding.



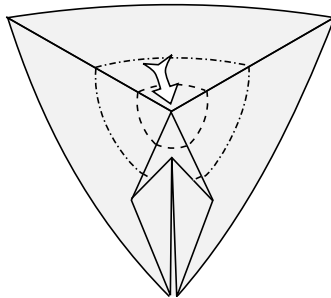
2. Bring points A and B together, while C and D are coming towards you.



3. It should look like this. Point D is the tip of a pyramid.

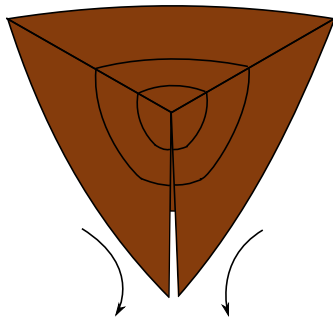


4. Squash-fold.




5. Petal-fold.

6. Closed-sink in and out. Then turn the model over.



7. Shape the flaps.



Finished bowl